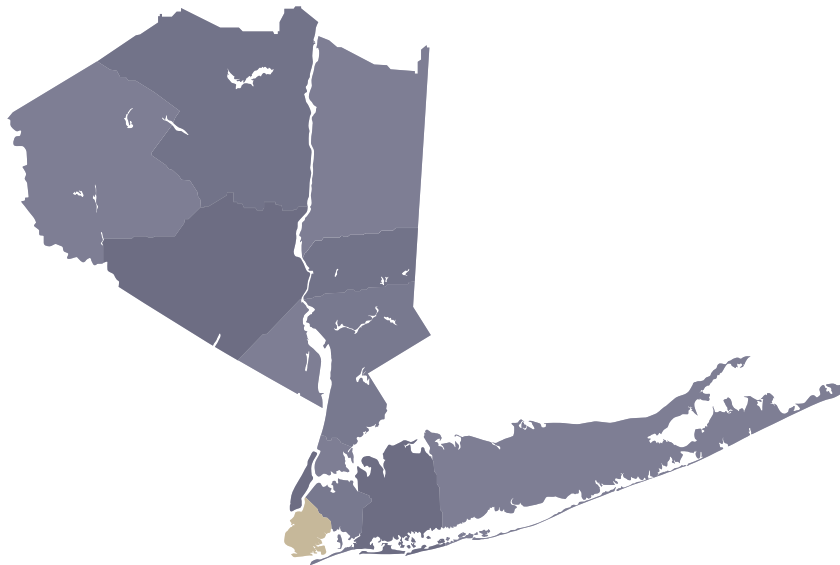


December 2023

Brooklyn reported a residential closed median sale price of \$932,500 in December 2023, an increase of 13.70% as compared to the prior year's figure of \$820,000, as reported on the MLS in December 2022. There were 99 closed and 163 pending transactions reported in December 2023, following 109 closed and 150 pending transactions reported the month prior.



Closed Median Sale Price	2
Pending Median Sale Price	3
Closed Transactions	4
Pending Transactions	5

*Note that Condo Sales reflected in the bar graphs include listings with HOA fees.

Brooklyn offers a wealth of cultural museums, world-class restaurants and bars, a thriving theater and art scene and first-rate housing opportunities. From high-rise apartments, to townhomes, co-ops and condos, Brooklyn has something to suit everyone. Its rich cultural heritage is popular among young professionals looking for an easy commute to Manhattan.

Sold Property Median Price for:

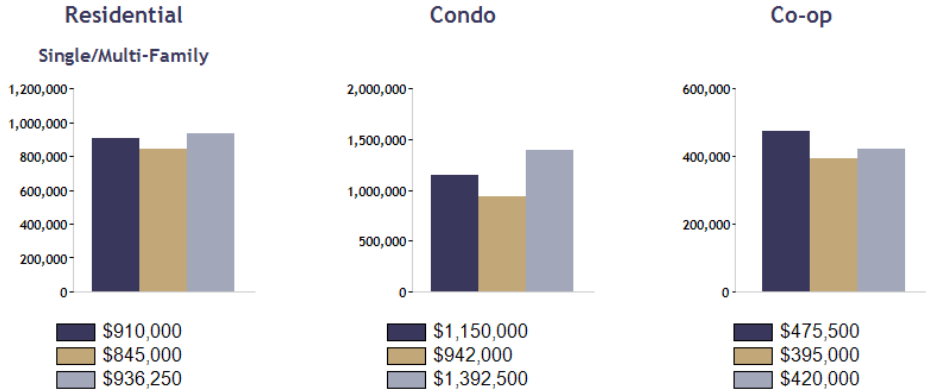
Location: Kings/Brooklyn (County)

Date Range

Dec 2021	Dec 2022	Dec 2023
----------	----------	----------

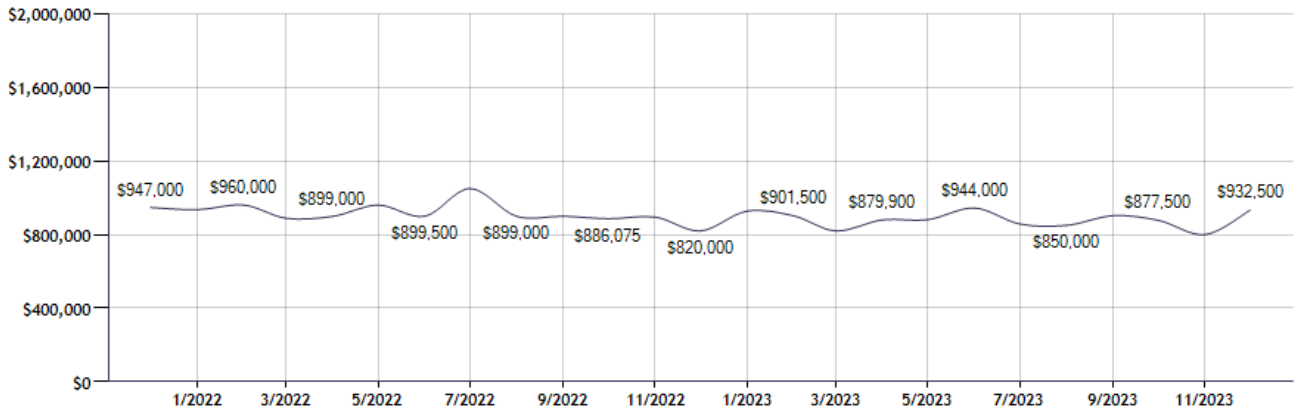
Current Available Inventory - 995
 Current Median List Price - \$999,999

Residential, Condo, Co-op Properties



Month	Current Year	Prior Year	% Change
Dec-2023	\$932,500	\$820,000	13.7
Nov-2023	\$800,000	\$895,000	-10.6
Oct-2023	\$877,500	\$886,075	-1.0
Sep-2023	\$902,500	\$899,500	0.3
Aug-2023	\$850,000	\$899,000	-5.5
Jul-2023	\$857,500	\$1,050,000	-18.3
Jun-2023	\$944,000	\$899,500	4.9
May-2023	\$880,000	\$960,000	-8.3
Apr-2023	\$879,900	\$899,000	-2.1
Mar-2023	\$820,000	\$888,500	-7.7
Feb-2023	\$901,500	\$960,000	-6.1
Jan-2023	\$927,500	\$935,000	-0.8

Sold Property Median Price for: Location: Kings/Brooklyn (County) (Last 24 Months - Residential, Condo, Co-op Properties)



Note: Information displayed in the data table is compiled by OneKey® MLS and represents a combined total of Residential, Condo, Co-op Properties sales for the selected time frame. Only available data will be displayed. Please note that small data samples will skew the % of change year to year. This information is intended for marketing purposes only. To access more detailed market reports visit <https://www.onekeymls.com/market-statistics>

Pending Sales Median Price for:

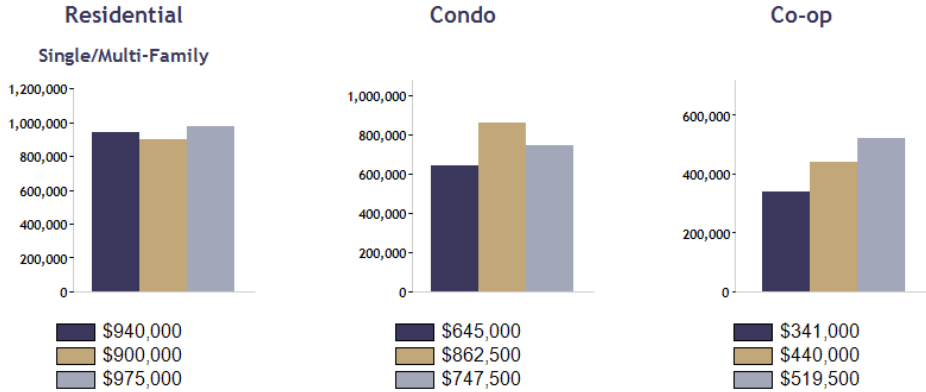
Location: Kings/Brooklyn (County)

Date Range

Dec 2021	Dec 2022	Dec 2023
----------	----------	----------

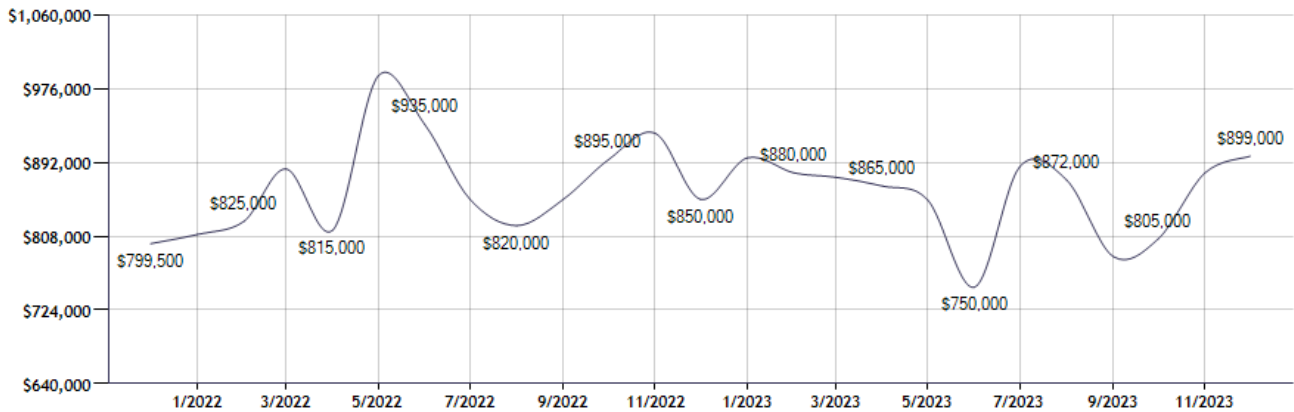
Current Available Inventory - 995
 Current Median List Price - \$999,999

Residential, Condo, Co-op Properties



Month	Current Year	Prior Year	% Change
Dec-2023	\$899,000	\$850,000	5.8
Nov-2023	\$880,000	\$925,000	-4.9
Oct-2023	\$805,000	\$895,000	-10.1
Sep-2023	\$785,000	\$850,000	-7.6
Aug-2023	\$872,000	\$820,000	6.3
Jul-2023	\$887,000	\$850,000	4.4
Jun-2023	\$750,000	\$935,000	-19.8
May-2023	\$849,000	\$990,000	-14.2
Apr-2023	\$865,000	\$815,000	6.1
Mar-2023	\$875,000	\$884,500	-1.1
Feb-2023	\$880,000	\$825,000	6.7
Jan-2023	\$897,000	\$810,000	10.7

Pending Sales Median Price for: Location: Kings/Brooklyn (County) (Last 24 Months - Residential, Condo, Co-op Properties)



Note: Information displayed in the data table is compiled by OneKey® MLS and represents a combined total of Residential, Condo, Co-op Properties sales for the selected time frame. Only available data will be displayed. Please note that small data samples will skew the % of change year to year. This information is intended for marketing purposes only. To access more detailed market reports visit <https://www.onekeymls.com/market-statistics>

Sold Property Counts for:

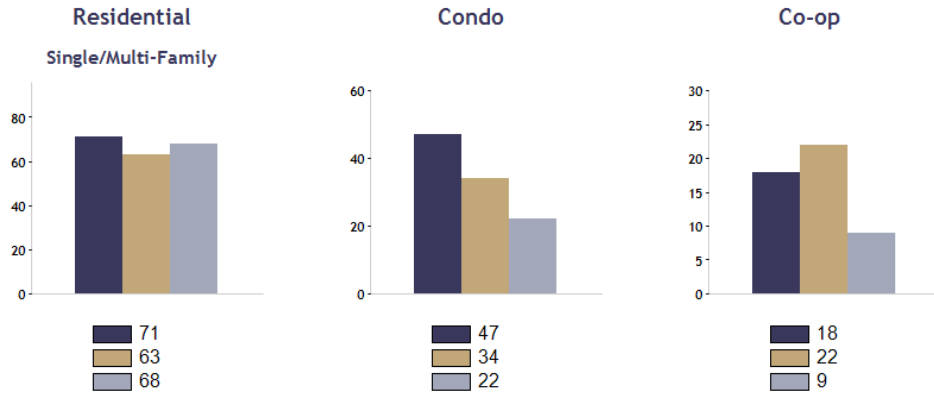
Location: Kings/Brooklyn (County)

Date Range



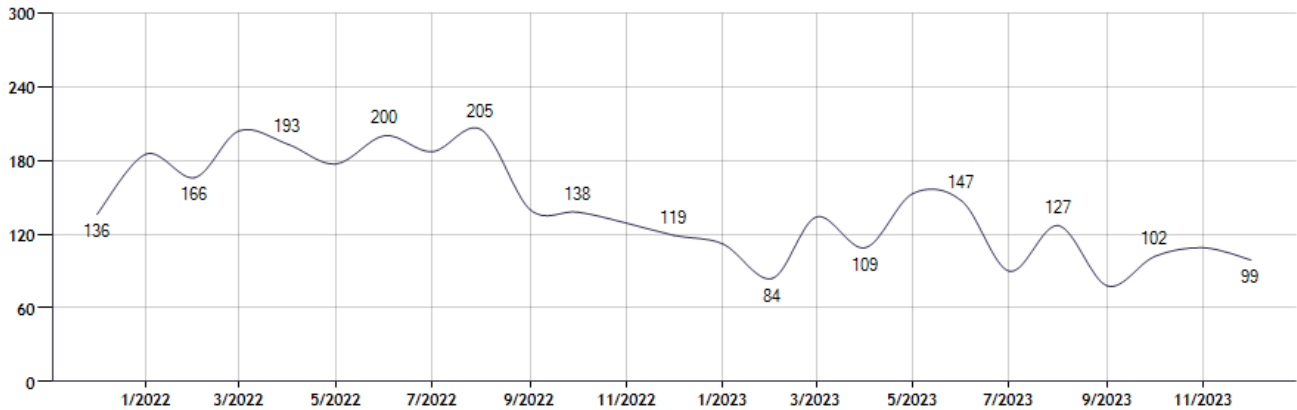
Current Available Inventory - 995
 Current Median List Price - \$999,999

Residential, Condo, Co-op Properties



Month	Current Year	Prior Year	% Change
Dec-2023	99	119	-16.8
Nov-2023	109	129	-15.5
Oct-2023	102	138	-26.1
Sep-2023	78	140	-44.3
Aug-2023	127	205	-38.0
Jul-2023	90	187	-51.9
Jun-2023	147	200	-26.5
May-2023	153	177	-13.6
Apr-2023	109	193	-43.5
Mar-2023	134	204	-34.3
Feb-2023	84	166	-49.4
Jan-2023	112	185	-39.5

Sold Property Counts for: Location: Kings/Brooklyn (County) (Last 24 Months - Residential, Condo, Co-op Properties)



Note: Information displayed in the data table is compiled by OneKey® MLS and represents a combined total of Residential, Condo, Co-op Properties sales for the selected time frame. Only available data will be displayed. Please note that small data samples will skew the % of change year to year. This information is intended for marketing purposes only. To access more detailed market reports visit <https://www.onekeymls.com/market-statistics>

Pending Sales Counts for:

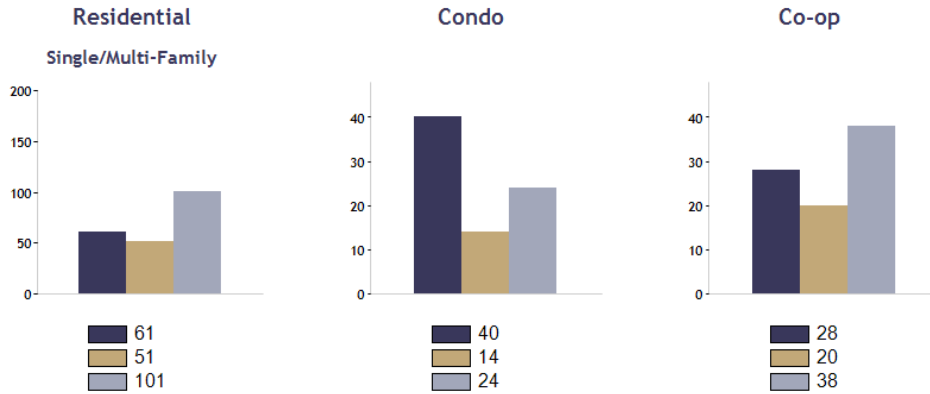
Location: Kings/Brooklyn (County)

Date Range

Dec 2021	Dec 2022	Dec 2023
----------	----------	----------

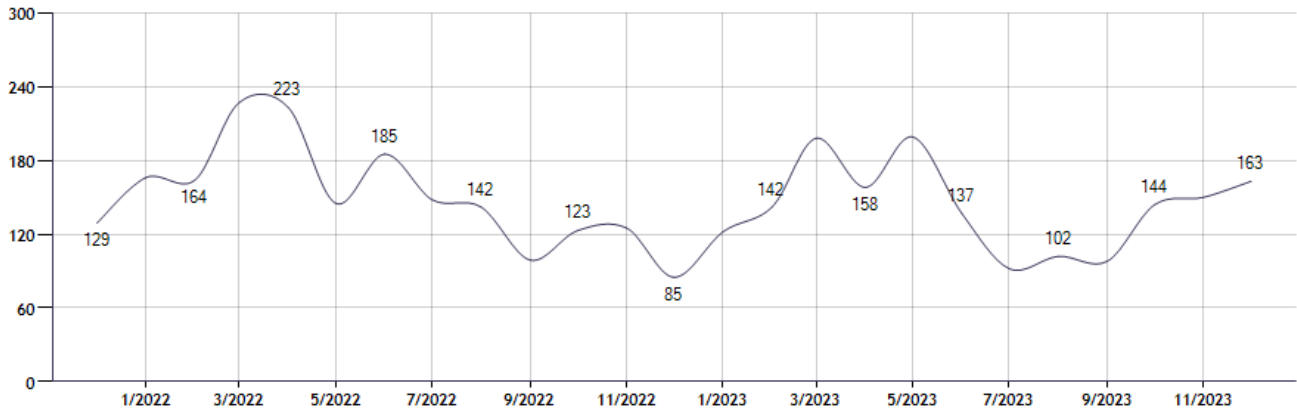
Current Available Inventory - 995
 Current Median List Price - \$999,999

Residential, Condo, Co-op Properties



Month	Current Year	Prior Year	% Change
Dec-2023	163	85	91.8
Nov-2023	150	125	20.0
Oct-2023	144	123	17.1
Sep-2023	98	99	-1.0
Aug-2023	102	142	-28.2
Jul-2023	92	148	-37.8
Jun-2023	137	185	-25.9
May-2023	199	145	37.2
Apr-2023	158	223	-29.1
Mar-2023	198	227	-12.8
Feb-2023	142	164	-13.4
Jan-2023	122	166	-26.5

Pending Sales Counts for: Location: Kings/Brooklyn (County) (Last 24 Months - Residential, Condo, Co-op Properties)



Note: Information displayed in the data table is compiled by OneKey® MLS and represents a combined total of Residential, Condo, Co-op Properties sales for the selected time frame. Only available data will be displayed. Please note that small data samples will skew the % of change year to year. This information is intended for marketing purposes only. To access more detailed market reports visit <https://www.onekeymls.com/market-statistics>